


Sabre 28



Sabre 28

DESIGN BY ROGER HEWSON

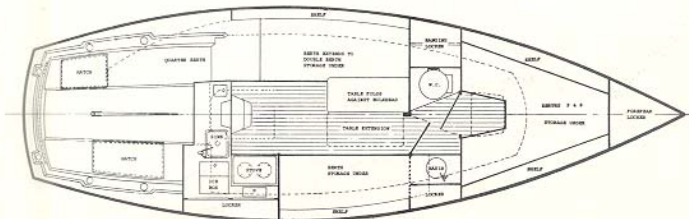
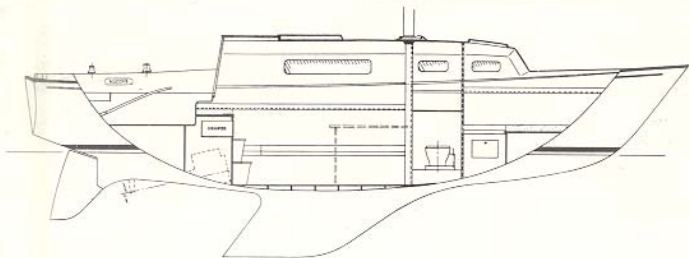
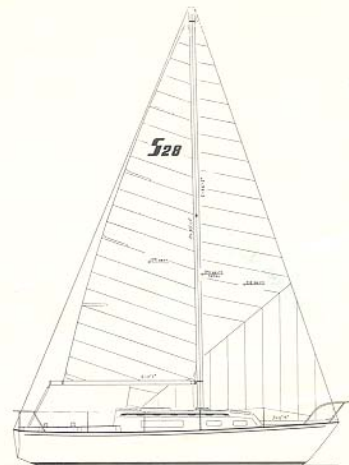
SPECIFICATIONS:*


L.O.A.	28'0"
D.W.L.	22'10"
Beam	9'0"
Draft	4'3"
Displacement	6900 lbs.
Ballast	2900 lbs.
Sail Area	391 sq. ft.
Cockpit Length	7'3"
Headroom	6'1"

*Approximate

Sabre Yachts
HEWSON MARINE INC


HANTHORNE RD., SOUTH CASCO, MAINE 04072 TEL. 207-655-3831





The precision cast external lead keel, with extremely low center of gravity, provides exceptional stability. The rudder skeg provides increased directional control, and gives the Sabre a comfortable big boat feel.

The Sabre 28 is close winded and powerful with a high aspect ratio masthead rig. Her sleek fiberglass hull plus the finest of rigging and fittings will make her the envy of the fleet.



Sabre 28



Sabre 28, an exciting new tank test pro design for the discriminating yachtsman who demands top racing performance combined with spacious cruising accommodation for six. Her elegant interior, with over six-foot headroom, is finished in hand crafted oiled Burma teak including bulkheads, galley, vanity, and berth facings.

The beautiful striped teak cabin floor, standard on the Sabre, sets a level of quality that is continued throughout the whole boat. On deck the elegance is maintained with teak toerails, handrails, and teak coaming caps.

The spaciousness of the cabin surprises everyone. The berths are 6'4" long, and the full standing headroom carries r through to the private forward cabin.

The Sabre 28 hull design topped the performance charts at the Stevens Institute Tank Test Lab, and her outstanding racing record has readily confirmed her capabilities. Her fine entrance splits the water cleanly, and the full sections aft minimize turbulence while giving her a sea kindly motion in a blow.

